


Abacus Action



What are you trying to do?

- ◆ Model 3-digit numbers on an abacus

What do you need?

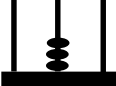
- ◆ 2- 6 players
- ◆ An Abacus Action worksheet and a pencil for each player
- ◆ 2 sets of digit cards 0 - 9 shuffled and placed face down in the centre

How do you play?

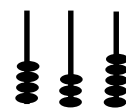
- ◆ The **Ancient** Romans liked to record numbers by moving beads on a bronze abacus. You can record numbers by drawing beads on an abacus picture.
- ◆ Decide on a rule for the first round. e.g The smallest number wins 10 points, the number closest to 700 wins.
- ◆ In turn, take a digit card and draw the matching number of beads on an abacus picture. Decide whether to make it your 100s, 10s or your 1s.

e.g.

3



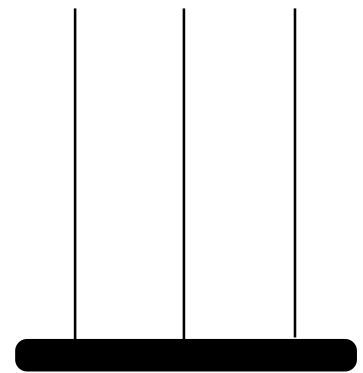
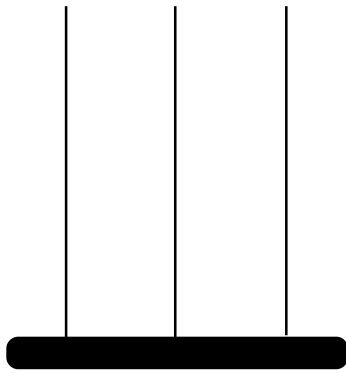
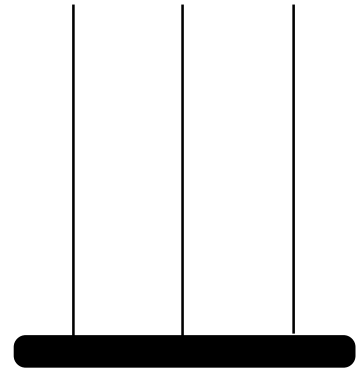
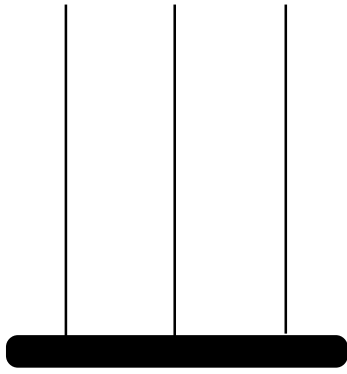
- ◆ Repeat this process for your second, then your third card. When everyone has drawn their final number, tell each other which number you have made. Write your number underneath your abacus picture. The winner scores 10 points.


4 3 5

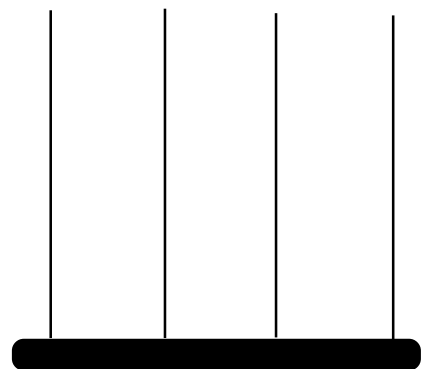
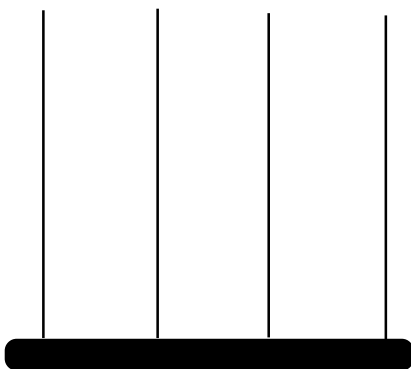
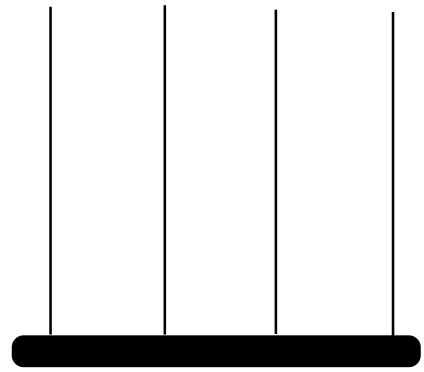
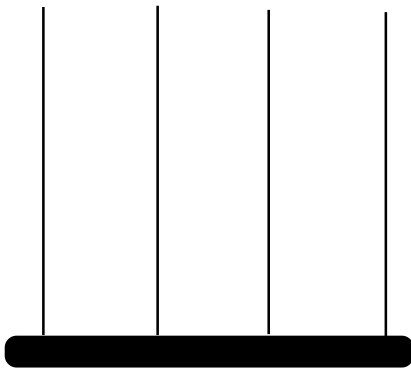
Variation

- ◆ Draw beads on an abacus to record 4, 5 or 6-digit numbers.

Abacus Action



Abacus Action



Abacus Action



© Bev Dunbar Maths Matters 2013

Abacus Action



© Bev Dunbar Maths Matters 2013